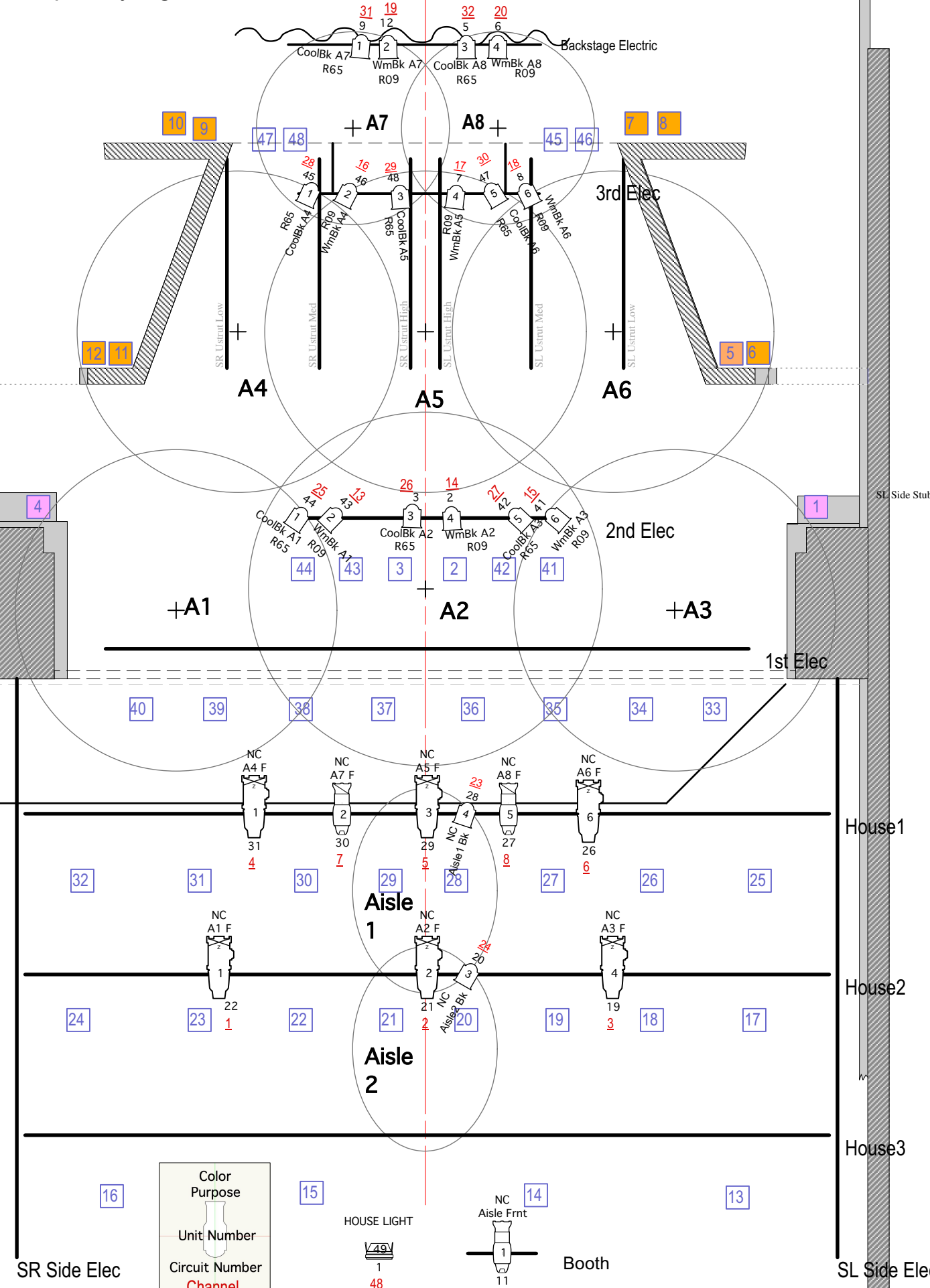


Repertory Light Plot. Northfield Arts Guild Theater



Color Purpose

Unit Number

Circuit Number

Channel

HOUSE LIGHT

49

1

48

NC Aisle Frnt

14

1






11

12

Booth

Instrument Summary: Arts Guild Rep Plot

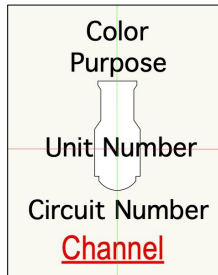
Light

	Altman 6in Fresnel Use Barndoors on all Fresnels	18 / 22
	ETC Source4 Jr 26deg	2 / 2
	ETC Source4 Jr 36deg	1 / 5
	ETC Source4 Zoom 25-50deg	6 / 9
	Altman Q-Lite	1 / 1

Typical

Color Summary




Color	Size	Count
HOUSE LIGHT	Q-Lite	1
NC	7.5"	6
NC	6.25"	3
NC	7.5in	2
R09	7.5in	8
R65	7.5in	8



Inventory

6" Fresnel	22*
Altman 6x9	4*
Altman 6x12	1*
Altman 4.5 15/30 zoom	2*
ETC S4 26°	4*
ETC S4 Zoom 25-50	9*
ETC S4 PAR wide	4*
ETC S4 Jr 26°	2*
ETC S4 Jr 36°	5*

Theater Circuits

-  8 feet above floor
-  12" above floor
-  at hanging position

AREA LOCATIONS

	A1	A2	A3	A4	A5	A6	A7	A8
Stage Edge to Area Center	6'0"	6'8"	6'0"	14'8"	14'8"	14'8"	21'0"	21'0"
Center Line to Area Center	7'9"	0	7'9"	5'10"	0	5'10"	2'3"	2'3"

Repertory Light Plot

Northfield Arts Guild

Light Plot

6/01/23

Scale: 1/4"

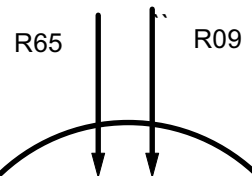
B. Bjorklund

Revision:

1

Lighting Key

Cool Back **Warm Back**



Online Version located at:

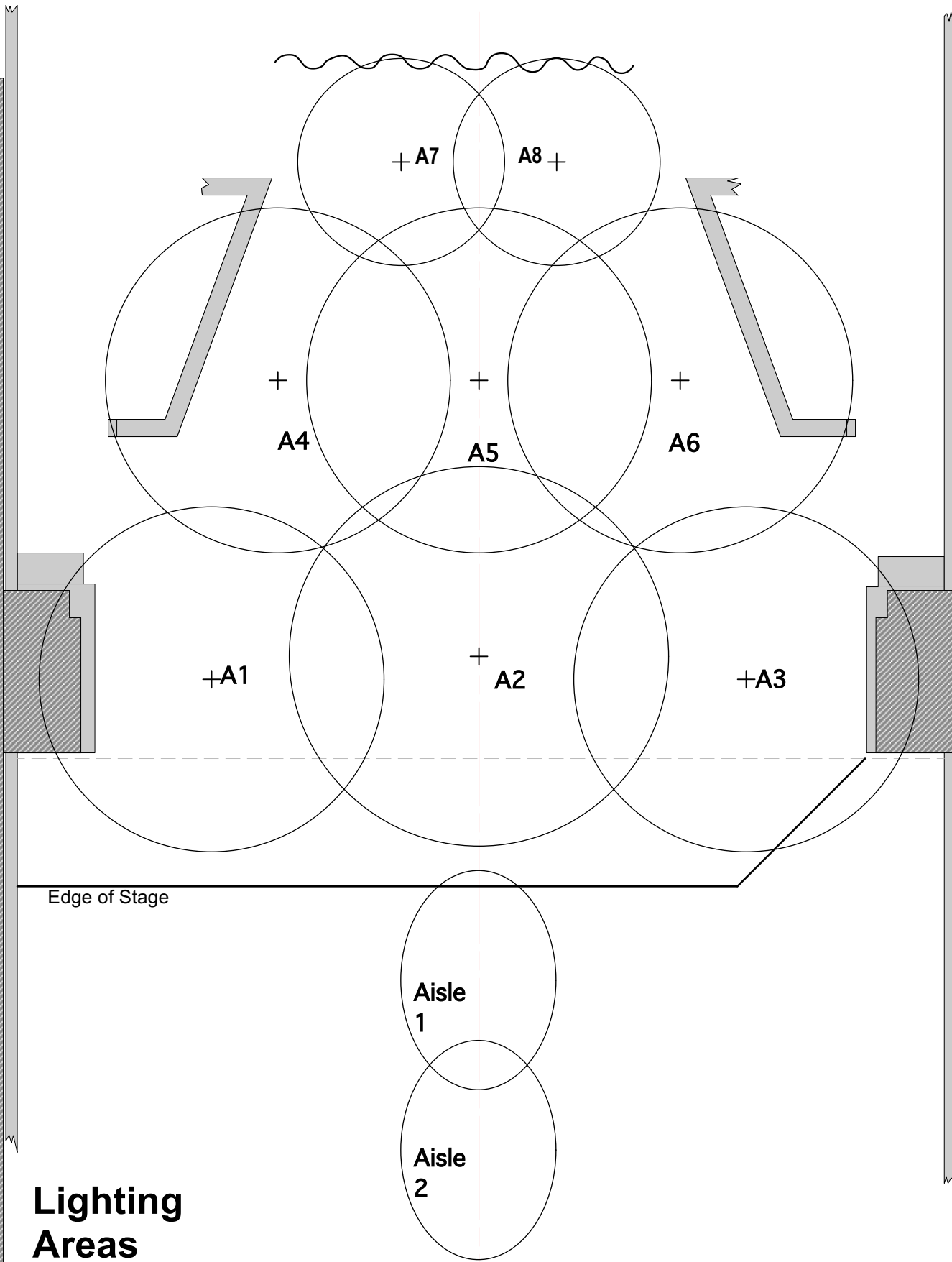
<https://www.stolaf.edu/people/bjorklund/Resources/ArtsGuild%20RepLightPlot.pdf>

Thursday, July 28, 2022

Channel Hookup

Channel	Circuit Number	Purpose	Color	Position	Instrument Type	Wattage	Unit Number
1	22	A1 F	NC	House2	ETC Source4 Zoom 25-50deg	575W	1
2	21	A2 F	NC	House2	ETC Source4 Zoom 25-50deg	575W	2
3	19	A3 F	NC	House2	ETC Source4 Zoom 25-50deg	575W	4
4	31	A4 F	NC	House1	ETC Source4 Zoom 25-50deg	575W	1
5	29	A5 F	NC	House1	ETC Source4 Zoom 25-50deg	575W	3
6	26	A6 F	NC	House1	ETC Source4 Zoom 25-50deg	575W	6
7	30	A7 F	NC	House1	ETC Source4 Jr 26deg	575W	2
8	27	A8 F	NC	House1	ETC Source4 Jr 26deg	575W	5
12	11	Aisle Frnt	NC	Booth	ETC Source4 Jr 36deg	575W	1
13	43	WmBk A1	R09	2nd Elec	Altman 6in Fres	750W	2
14	2	WmBk A2	R09	2nd Elec	Altman 6in Fres	750W	4
15	41	WmBk A3	R09	2nd Elec	Altman 6in Fres	750W	6
16	46	WmBk A4	R09	3rd Elec	Altman 6in Fres	750W	2
17	7	WmBk A5	R09	3rd Elec	Altman 6in Fres	750W	4
18	8	WmBk A6	R09	3rd Elec	Altman 6in Fres	750W	6
19	12	WmBk A7	R09	Backstage Electric	Altman 6in Fres	750W	2
20	6	WmBk A8	R09	Backstage Electric	Altman 6in Fres	750W	4
23	28	Aisle1 Bk	NC	House1	Altman 6in Fres	750W	4
24	20	Aisle2 Bk	NC	House2	Altman 6in Fres	750W	3
25	44	CoolBk A1	R65	2nd Elec	Altman 6in Fres	750W	1
26	3	CoolBk A2	R65	2nd Elec	Altman 6in Fres	750W	3
27	42	CoolBk A3	R65	2nd Elec	Altman 6in Fres	750W	5
28	45	CoolBk A4	R65	3rd Elec	Altman 6in Fres	750W	1
29	48	CoolBk A5	R65	3rd Elec	Altman 6in Fres	750W	3
30	47	CoolBk A6	R65	3rd Elec	Altman 6in Fres	750W	5
31	9	CoolBk A7	R65	Backstage Electric	Altman 6in Fres	750W	1
32	5	CoolBk A8	R65	Backstage Electric	Altman 6in Fres	750W	3
48	1	HOUSE LIGHT			Q-Lite	1kw	49

Repertory Light Plot. Northfield Arts Guild Theater



Lighting Areas

AREA LOCATIONS

	A1	A2	A3	A4	A5	A6	A7	A8
Stage Edge to Area Center	6'0"	6'8"	6'0"	14'8"	14'8"	14'8"	21'0"	21'0"
Center Line to Area Center	7'9"	0	7'9"	5'10"	0	5'10"	2'3"	2'3"